

What is an Artifact?

Grade Level	Grades 1-3	Duration	30 minutes
Overall Goals of the Lesson	Students will be introduced to the idea of an artifact as a manmade object that is used by humans, and that objects we use in our daily lives will one day be historical artifacts.		
The Ontario Curriculum 2013 Social Studies Grades 1 to 6	Overall Expectations		
	<p>Grade 1 – Strand A A1. Application: Describe some of the ways in which people’s roles, relationships, and responsibilities relate to who they are and what their situation is, and how and why changes in circumstances might affect people’s roles, relationships, and responsibilities as well as their sense of self.</p> <p>Grade 2 – Strand A A1. Application: Compare significant traditions and celebrations among diverse groups and at different times, and identify some of the reasons for changes in these traditions/celebrations.</p> <p>Grade 2 – Strand B B1. Application: Describe some similarities and differences in the ways in which people in two or more communities in different parts of the world meet their needs and have adapted to the location, climate, and physical features of their regions.</p> <p>Grade 3 – Strand A A1. Application: Compare ways of life among some specific groups in Canada around the beginning of the nineteenth century, and describe some of the changes between that era and the present day.</p>		
The Ontario Curriculum 2006 Language Grades 1-8	<p>Grade 1 Writing 1. Generate, gather, and organize ideas and information to write for an intended purpose and audience.</p> <p>Grade 2 Writing 1. Generate, gather, and organize ideas and information to write for an intended purpose and audience.</p> <p>Grade 3 Writing 1. Generate, gather, and organize ideas and information to write for an intended purpose and audience.</p>		
Required Materials	<ul style="list-style-type: none"> • What is an Artifact – Student Handout • What is an Artifact – Teacher Handout 		
Prerequisites	Teachers can do this fun activity with their students both before or after they participate in MOA’s educational programs.		















Main Activity	<ol style="list-style-type: none"> 1. The teacher will hand each student a worksheet. In this activity students will be challenged to connect the object to a person who may use that object. 2. On the back of the worksheet the students will write a sentence about each of the people and their objects from the front of the worksheet. 3. Once the class has completed their worksheet the class will take up the answers.
Follow up Lessons and Activities	The teacher may ask the students if they can brainstorm and compile a class list of more examples of objects that are used in our daily lives, and that they will one day be viewed as historical artifacts.

What is an Artifact?

An artifact is anything that has been made or used by people.

They are clues to tell us how people lived in the past.

Can you match up the artifact to the person who uses it?

Artifact	Person
	
	
	
	
	
	



What is an Artifact?

An artifact is anything that has been made or used by people.

They are clues to tell us how people lived in the past.

Can you match up the artifact to the person who uses it?

Artifact	Person
	
	
	
	
	
	



What is an Artifact?

Write a sentence for each person and their object.

1. _____

2. _____

3. _____

4. _____

5. _____

6. _____

